

PRIMAX EQUIPMENT



Leading Manufacturer & Exporter of Construction Equipment

SINCE 1978

ISO 9001 : 2015

SCAFFOLDING



ADJUSTABLE STEEL PROPS



Steel tubes are used for inner and outer of Props. Adjustable vs safe axial load given below for standard type Props.

Outer : 60.30 mm O.D. Inner : 48.30 mm O.D.

Prop	Height (M)		Safe Axial Load (Kg)	
	Closed	Extended	Closed	Extended
P1	1.10	1.75	3500	3000
P2	1.50	2.75	3200	2300
P3	2.00	3.25	3000	2200
P4	2.00	3.75	2900	2000
P5	3.00	4.65	2300	1150
P-Junior	2.00	3.10	1500	1000

Note : Props must be braced in both directions by tubes and Double Couplers at approximately 250 mm above Prop Nut when extended beyond 3.75 M. Props with top U Plate and also for Racking supports to wallform work available.

SHUTTERING PLATE



Shuttering Plates are high-strength steel formwork panels used to support and retain wet concrete until it achieves the required strength. Manufactured from premium-grade steel with reinforced edges and stiffeners, these plates ensure dimensional accuracy, load-bearing capacity, and long service life under repeated usage. They provide a

smooth concrete finish and are suitable for slabs, columns, beams, and wall casting applications.

Available in standard sizes : 900 × 600 mm and 1200 × 600 mm. Custom sizes can also be manufactured as per project requirements.

FLOOR FORMS / SLAB SHUTTERING

Floor Forms or Slab Shuttering are manufactured from 14 Gauge M.S. Sheets with pressed flanges and stiffeners with proper slots at the edges. Odd dimensions are filled up with the adjuster floor form / slabs form. Normal sizes are 600 mm width and in lengths of 900 mm (for 400 mm slab thickness) and 1150 mm (for 300 mm slab thickness). Adjusters are normally 400 and 250 mm wide in the lengths of 900 mm and 1150.



LIGHT WEIGHT TELESCOPIC SPANS



	Min.	Max.
ESO + ESI	175 cm	270 cm
SO + ESI	240 cm	345 cm
SO + SI	245 cm	412 cm
SO + LI	305 cm	475 cm
LO + SI	315 cm	485 cm
LO + LI	315 cm	550 cm

LOADING TABLE

Slab thickness mm	Total Load including 180 kg / sq.m. for shuttering & Live load	Permissible Clear spans for centre line Spacing			
		600 mm	800 mm	900 mm	1150 mm
125	480	5330	4650	4340	3760
150	540	5000	4350	4090	3560
200	660	4520	3950	3680	3200
250	780	4140	3650	3380	2840
300	900	3730	3400	3150	2400


SCAFFOLDING FITTING



WING NUT (Heavy/Medium/Light)



U-HEAD 8" X 8" 5.3 Kg/8" x 9" 5.72 Kg



RAPID CLAMP



LEDGER



TOP CUP



BOTTOM CUP



WATER STOPPER



COUNTER PLATE



GOGO CLAMP




SWIVEL COUPLER FOR ANY ANGLE JOINT



DOUBLE COUPLER FOR RIGHT ANGLE JOINT



FIXED BASE PLATE FOR 40 MM TUBE AND SPIGOT




ADJUSTABLE COLUMN CLAMPS ARE THREE SIZES TO ACCOMMODATE COLUMN SIZES FROM 150 MM TO 1370 MM.



EXPANDING JOINT PIN FOR CONNECTING TWO TUBERS END TO END




Ledger Blade



Props Sleeve



Spigot Pin



C Clamp



Props Nut



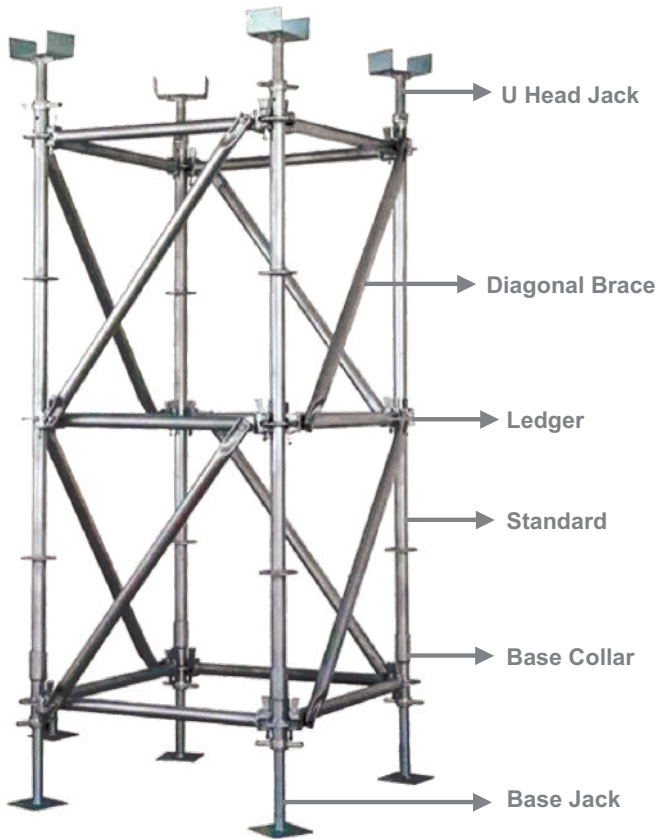
Heavy Props Nut



Tie rod



CUP LOCK SYSTEM



STANDARD (VERTICAL)	
HEIGHT	Kg
3.0M (9'10")	15.50
2.5M (8'2")	13.40
2.0 (6'6")	10.50
1.5M (4'11")	8.0
1.0M (3'3")	5.5
0.5M (1'7")	3.5
(1")	1.68

LEDGER (HORIZONTAL)			
LENGTH	Kg	LENGTH	Kg
2.50M(8'2")	9.5	9'	10.66
1.80M(5'11")	7.0	8'	9.53
1.50M(4'11")	6.05	7'	83.35
1.25M(4'1")	4.9	6'	7.08
1.07M(3'6")	4.5	5'	6.12
0.90M(3')	4.3	4'	5.31
0.60M(2')	3.0	2.7"	4.13
(10')	11.8	1'10"	2.72



DIAGONAL BRACE	
LENGTH	Kg
10'	13.50
9'	12.23
8'	11.34
7'	10.43



GIRDER SHUTTERING



PRECON ENGINEERS

Head Office :

12A, Netaji Subhas Road, Ground Floor, Kolkata - 700 001, India

Phone : (033) 4068-2148, 2230 9544, 4800-0839

E-mail : info@primaxgroup.com

Works (1) : Mumbai Road, Domjur, Howrah - 711411, W.B.

Works (2) : Trenching Ground, Harinavi, Kolkata - 700 148, W.B.